

Here's what people wanted to know from the U.S. Government

3,685,359

Interactions with the public

Highlight

Due to Midterm Elections in November, **clicks on voting- and election-related Google searches increased 121%** during the first quarter of FY2023. The most-clicked topics from these queries were:

Most-clicked topics on voting and elections


- | | |
|---|---------------------------------------|
| 1. Elecciones presidenciales en Estados Unidos
(presidential elections in the U.S.) | 31,522 clicks
129% increase |
| 2. Votaciones y elecciones
(voting and elections) | 20,814 clicks
996% increase |
| 3. Leyes de votaciones y elecciones en EE. UU.
(U.S. voting and election laws) | 17,913 clicks
140% increase |

Increases in this section are based on comparisons to FY2022 Q4.

Top 5 pages

These were the most frequently visited **USA.gov/espanol** pages, excluding the homepage, between October and December 2022.

#1




Entradas y salidas de EE. UU.

(Entry and exit from the United States)

119,348

unique pageviews

#2




Días festivos federales

(Federal holidays)

113,796

unique pageviews

#3




Visas para extranjeros

(Apply for nonimmigrant visas)

107,153

unique pageviews

#4




Residencia permanente o "Green Card"

(Permanent residence or "Green Card")

99,638

unique pageviews

#5



Cómo obtener o renovar el pasaporte

(How to get or renew a passport)

99,200

unique pageviews



Emails with the highest open rate



#1

¿Dónde solicitar o renovar su pasaporte estadounidense?

(Where to apply for or renew your U.S. passport)



59% opened

#2

Cree un plan de comunicación familiar para emergencias

(Create a family communication plan for emergencies)



58% opened

#3

Qué hacer y cómo ayudar después del huracán Fiona

(What to do and how to help after Hurricane Fiona)



58% opened

#4

Cómo hacer un testamento

(How to make a will)



57% opened

#5

Cómo planificar para un desastre si tiene una discapacidad

(How to plan for a disaster if you have a disability)



56% opened

Calls and chats to the Contact Center

USAGov's Contact Center agents handled **6,802 calls and chats in Spanish** during the months of October, November, and December. More than 7,800 other callers used USAGov en Español's interactive voice response options to get help. These were the topics with the most inquiries:

Immigration and Naturalization

Foreign Travel by Americans

Social/Human Services

Consumer Complaints or Questions

Housing

To view other USAGov data visit

<https://www.usa.gov/website-analytics/>